

Ipap  
(Some on iPhone)

Didja Know  
How to....

Cyndi





To: Cyndi Feeney

Cc/Bcc, From: cyndilf@me.com

Subject: Tvaug ipad ideas

When you want to insert an attachment or photo within an email:

- \* ***Prepare your email on top***
- \* ***Type your message below***
- \* ***Place your cursor where you want your photo to appear.***
- \* ***Hold your finger on the cursor.***
- \* ***Suggestions open up.***
- \* ***Choose Insert photo or video.***
- \* ***Select what is to be inserted.***
- \* ***Send*** 👍

Cyndi

Cancel

### New Message


Send

To:

Cc/Bcc, From: cyndilf@me.com

All Paste Quote Level **Insert Photo or Video** Add Attachment Speak Sentence

Cyndi





ipad how to

Safari: tabs in upper right corner and what it'll do ( split screen, etc)

Settings: keyboard choices; brightness for nighttime dimming

\*\* Keyboard: Keyboard tricks ( quotes, numbers back to letters by holding down the numbers key, exclamation or .

Marks upside down)

\*\* Jumble puzzles

\*\* Pedometer





## Keyboard Choices

**Emojis.** Notice on bottom of screen you can select category of emoji wanted.

**Languages** (occasionally, I write in Hebrew)

**Remove keyboard.** Tap on bottom right. |





## Keyboard Choices

**Emojis.** Notice on bottom of screen you can select category of emoji wanted.

**Languages** (occasionally, I write in Hebrew)






## Keyboard Choices

**Emojis.** Notice on bottom of screen you can select category of emoji wanted.

**Languages** (occasionally, I write in Hebrew)



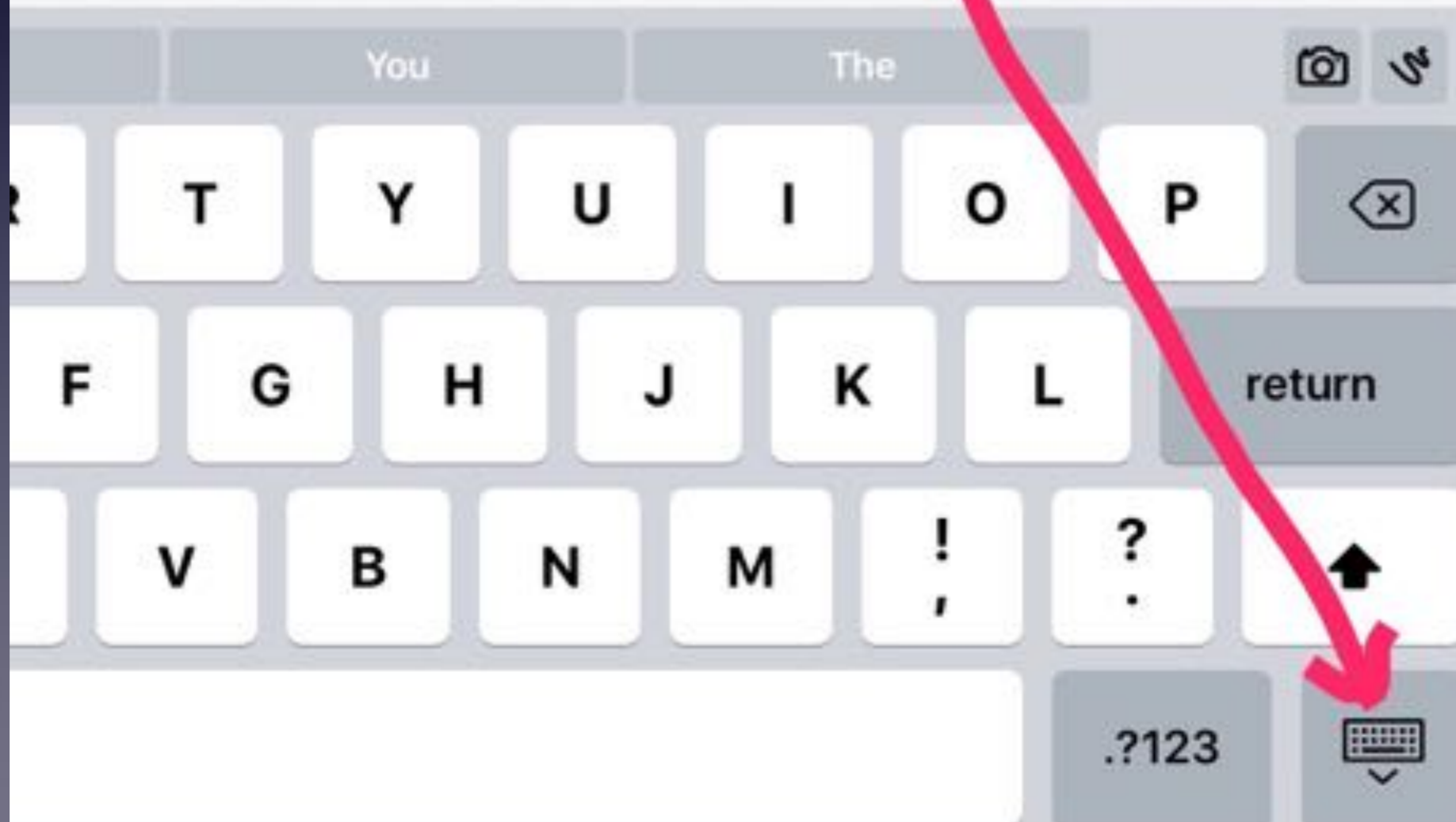


## Keyboard Choices

**Emojis.** Notice on bottom of screen you can select category of emoji wanted.

**Languages** (occasionally, I write in Hebrew)

**Remove keyboard.** Tap on bottom right.







May 28, 2017 at 10:12 PM

## Tvaug round robin 2017

Ipad how to

Safari: tabs in upper right corner and what it'll do ( split screen, etc)

Settings: keyboard choices; brightness for nighttime dimming

\*\* Keyboard: Keyboard tricks ( quotes, numbers back to letters by holding down the numbers key, exclamation or .

Marks upside down)

\*\* Jumble puzzles

\*\* Pedometer

\*\* Insert photo within email (see captured photo)





Settings: keyboard choices; brightness for night time dimming

1. Settings
2. Display and Brightness
3. Night shift and set time to start and end



**Cyndi Feeney**

Apple ID, iCloud, iTunes &amp; App Store

 Airplane Mode  Wi-Fi chai Bluetooth On

Notifications

Control Center

Do Not Disturb

General

**Display & Brightness**

Wallpaper

## BRIGHTNESS

Auto-Brightness **Night Shift**

10:00 PM to 7:00 AM &gt;

Auto-Lock

2 Minutes &gt;

Lock / Unlock 

Automatically lock and unlock your iPad when you close and open the iPad cover.

Text Size &gt;

Bold Text



Cyndi Feeney

Apple ID, iCloud, iTunes & App Store

Airplane Mode



Wi-Fi

chai

Bluetooth

On

Notifications

Control Center

Do Not Disturb

General

Display & Brightness

Wallpaper

warmer end of the color spectrum after dark. This may help you get a better night's sleep.

Scheduled



From  
To

10:00 PM  
7:00 AM

Manually Enable Until Tomorrow



COLOR TEMPERATURE

Less Warm

More Warm



Warmer settings may affect the appearance of some onscreen motion.