

love2learnapple.com

Cyndi Feeney

Presents TVAUG iClub

July, 2019

Cyndi Feeney & Tom Bonanno



What do ya know? 🤖
What you will learn. 💡
"It's Easy - We'll Show You How"

IOS Devices

- Privacy / Location Services
- Alias Email Address
- Apple Music
- Emoji Me Faces (Free App/"Get")

Apple Watch

- Apple Music: Set up; Echo/Alexa
- Theater Mode
- Messages

HomePod

🎉🤖 How many have a HomePod and want to learn more?



Location Privacy

IOS And Your Iphone/iPad



Privacy and Settings


Everything — contacts, your location, your photos, your emails, your texts, and even your bank account — can often be found on that smartphone in your pocket.



Privacy Settings Enable Now

Location, location, location Apps are accessing your location data...weather and others. Disable this access.

Settings > Privacy > Location Services



Location Services



Location Services uses GPS, Bluetooth, and crowd-sourced Wi-Fi hotspot and cell tower locations to determine your approximate location. [About Location Services & Privacy...](#)



Alias Email Address

iCloud: Use Email Alias in Mail on iCloud.com

An email address concealing your primary email address from recipient.

Manage email you receive and monitor sources of unwanted messages.

Send and receive from an alias.

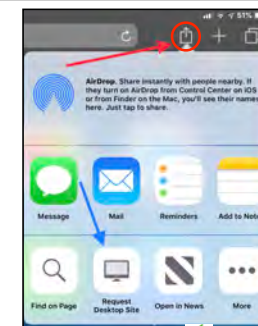
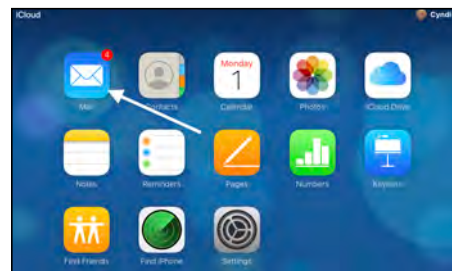
Up to 3 active email aliases.



What is an email Alias?



An email alias is an email address that conceals your primary email address from a recipient. An alias can help you manage the email you receive and monitor the sources of unwanted messages. You can both send and receive email from an email alias. With iCloud Mail, you can have up to three active email aliases.



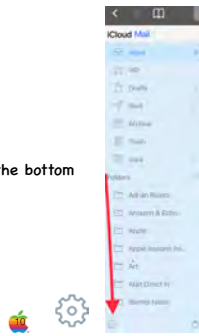
This view is from the iPad device

In order to "get to iCloud" on an iPad This is "How" you get there.

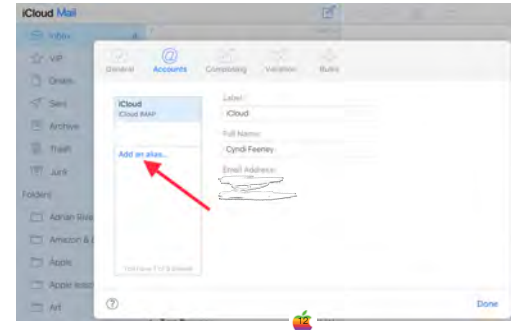
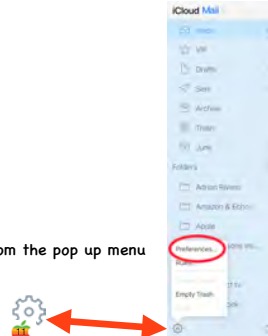




Tap on the settings (gear wheel) at the bottom




Choose Preferences from the pop up menu



Play Apple Music With Alexa

Be an Apple Music subscriber

Ask Alexa to play songs, artists, playlists, from Apple Music or playlist from your Library



Here's what you need



- An Apple Music subscription. If you're not a subscriber, you can join on your iPhone, iPad, or iPod touch, or on your Android device.
- An Amazon Echo, Amazon Fire TV, or Alexa-enabled Sonos speaker that you already set up with the Amazon Alexa app on your iOS or Android device.
- The iOS or Android device that you already set up with Alexa. Make sure that you update to the latest iOS and check the App Store to see if there are updates for the Amazon Alexa app. If you use an Android device, check the Google Play Store for any updates to the Apple Music app or Amazon Alexa app.

Ask Alexa to play your music

You can ask Alexa to play songs, artists, albums, or genres from Apple Music. You can also play Beats 1 radio, playlists from Apple Music's editors, or playlists in your iCloud Music Library. Say something like "Alexa, play Chill radio on Apple Music," or "Alexa, play Ariana Grande on Apple Music."

If you want to listen to Apple Music in stereo or across multiple rooms, create a Multi-Room Music group in the Alexa app. After you set this up, you can listen to Apple Music on two or more Echo devices at the same time.

Amazon 🤖



Sonos Speaker

Echo Dot

Set up Apple Music with Alexa

1. Open the Amazon Alexa app, then tap the menu button ☰ in the upper-left corner.
2. Tap Settings.
3. In Alexa Preferences, tap Music.
4. Tap Link New Service.
5. Tap Apple Music.
6. Tap Enable To Use.
7. Follow the instructions to sign in with your Apple ID. You can get help to sign in using two-factor authentication.

You can also enable the Apple Music skill in the Alexa skill store on the web.

Set up Apple Music as your default music service



If you don't want to say "on Apple Music" each time you ask Alexa to play something, you can make Apple Music your default music service on Alexa. Here's how.

1. Open the Amazon Alexa app, then tap the menu button in the upper-left corner.
2. Tap Settings.
3. Tap Music.
4. Under Account Settings, tap Default Services.
5. Tap Apple Music.



Ask Alexa to play your music

You can ask Alexa to play songs, artists, albums, or genres from Apple Music. You can also play Beats 1 radio, playlists from Apple Music's editors, or playlists in your iCloud Music Library. Say something like "Alexa, play Chill radio on Apple Music," or "Alexa, play Ariana Grande on Apple Music."

If you want to listen to Apple Music in stereo or across multiple rooms, create a Multi-Room Music group in the Alexa app. After you set this up, you can listen to Apple Music on two or more Echo devices at the same time.



Unlink Apple Music and Alexa

1. Open the Amazon Alexa app, then tap the menu button in the upper-left corner.
2. Tap Settings.
3. In Alexa Preferences, tap Music.
4. Tap Apple Music.
5. Tap Disable Skill.



Choose a default Music Service?

Set your favorite Music Service as default in Music Settings.



amazon alexa



Apple Music has been successfully linked.

What to do next:

- Try saying: "Alexa, play music by Bebe Rexha on Apple Music"
- Close this window to return to the skill page.



Google Home Can Play Apple Music or iTunes

<https://youtu.be/U5mbkXEJSNk>



Apple Watch & IOS



YOU CAN DO IT





Apple Watch Apple Music

<https://www.wareable.com/apple/how-to-add-apple-music-tracks-to-the-apple-watch>

How to add and play music on the Apple Watch: Stream from Apple Music or Spotify

Whether online or offline, learn how you can listen to your tunes



How to use Apple Music on Apple Watch



1) Open Music on iPhone
Fire up Apple Music app on your iPhone.

2) Open Watch app on your iPhone
Scroll down to Music tab.
Tap Add Music - takes you to Apple Music
Choose browse by:

Artist
Albums
Genres
Playlists
Just browse and tap to add

3) Sync music to Apple Watch
Music transferred only when Apple Watch is on its charging device.
Playlists is marked 'updating' until it's completed
Then it will say "Synced."
Multiple playlists are possible.
When it runs out of space this won't be added.



Theater Mode



Turn theater mode on or off.

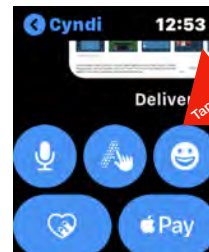


Theater mode prevents Apple Watch display from turning on when you raise your wrist.

Also, turns on silent mode (you still receive haptic notifications).

Apple Watch Message Screen

Scroll crown A little



Tapping opens more options

Opens Up Additional Options



Additional Emoji Categories



The Last Effect Option



One Drop Chrome Blood Glucose Monitoring Kit
\$69.95



Withings BPM Wireless Blood Pressure Monitor

\$99.95



OR



QardioArm Blood Pressure Monitor: FSA-Eligible, Medically Accurate, Compact Digital Upper Arm Cuff. App enabled for iOS, Android, Kindle. Works with Apple Watch, Apple and Samsung Health.

We are
Smarter Than Fifth Graders

What Did You Learn Today?
What Else Do Ya Wanna Know?

Now It's Time for You to
Learn
Share
Teach



Remember to go to
tvaug.org
To see and hear this presentation at your leisure

Send me an email or call me for
Your personal and patient in home learning experiences

iPhone * iPad * Mac * Apple Watch * Apple TV

Learn 

It's Easy - I'll Show You How!

Cyndi Feeny

(561) 945 - 1818

love2learnapple@gmail.com

Love2learnapple.com

